

Republic of the Philippines
BAYUGAN WATER DISTRICT


CASH FLOW STATEMENT

	2018		2017
	December	As of December	As of December
<u>Cash Flows from Operating Activities</u>			
Cash Inflows:			
Collection of Receivables(Water)	P 3,551,289.37	47,755,433.36	43,553,819.66
Receipt fro Business/Service Income	301,911.56	2,757,797.04	2,011,533.96
Other Receipts	115,349.17	1,554,144.14	1,143,071.64
Receipt of Performance/Bidders/Bail Bonds			
Total Cash Inflows	P 3,968,550.10	52,067,374.54	46,708,425.26
Cash Outflows:			
Payment of Operating Expenses:			
Payment of Expenses	P 2,829,802.92	22,875,492.67	19,439,569.41
Purchase of Inventories		43,994.55	151,714.30
Payment of Payables		11,407,704.12	7,953,979.47
Payment of Inter-Agency Remittances adjustments	445,270.61	5,434,521.23	6,905,534.38
		360.00	
Total Cash Outflows	P 3,275,073.53	39,762,072.57	34,450,797.56
Total Cash Provided (used) by Operating Activities	P 693,476.57	12,305,301.97	12,257,627.70
<u>Cash Flows from Investing Activities:</u>			
Cash Inflows:			
Receipt from Interest Earned	P	5,969.85	103.25
Total Cash Inflows	P -	5,969.85	103.25
Cash Outflows:			
Investments in Securities	P		
Purchase/construction of PPE			
Other Property, Plant and Equipment		780,980.97	1,392,998.76
Total Cash Outflows	P -	780,980.97	1,392,998.76
Total Cash Provided (Used) by Investing Activities	P -	(775,011.12)	(1,392,895.51)
<u>Cash Flows from Financing Activities</u>			
Cash Inflows:			
Proceeds from Borrowings (Loans Payable)	P	78,512,732.95	2,450,000.00
Cash Outflows:			
Payment of Loan Amortization	P 759,805.55	87,145,689.85	11,745,527.87
Other Financial Charges	P	2,279,052.39	17,470.00
Total Cash Provided (used) by Financing Activities	P (759,805.55)	(10,912,009.29)	(9,312,997.87)
Cash Provided by Operating, Investing and Financing Activ	P (66,328.98)	618,281.56	1,551,734.32
Add: Cash and Cash Equivalents - Beginning	P 6,366,999.22	5,682,388.68	4,130,654.36
Cash and Cash Equivalents, Ending	P 6,300,670.24	6,300,670.24	5,682,388.68
		(0.00)	


Accounted as Follows :

Petty cash	P		
Cash on Hand-lbp		305,843.13	
Cash in Bank-Loan Account		2,449,897.92	
Cash in Bank-DBP		1,793,382.84	
Cash in Bank-LBP BADS		1,751,546.35	
	P	6,300,670.24	(0.00)
		0.00	

Prepared by:


ROBELYN T. LADARAN
 DM-Admin./Finance


Noted :



FELIPA M. ASIS, MPA
 General Manager

Republic of the Philippines
BAYUGAN WATER DISTRICT
 CONDENSED STATEMENT OF COMPREHENSIVE INCOME

For the period ending December 31, 2018

INCOME		Current	Year to Date	2017
Service and Business Income	P	4,141,945.04	50,978,200.37	47,921,689.22
<hr/>				
TOTAL REVENUES	P	4,141,945.04	50,978,200.37	47,921,689.22
EXPENSES				
Personal Services	P	1,217,346.46	9,957,435.57	8,629,021.32
Maintenance and Other Operating Expenses		3,127,163.99	20,801,153.57	17,232,383.80
Financial Expenses		435,186.89	8,839,445.35	7,230,928.48
Non-Cash Expenses		934,983.81	8,773,849.60	8,545,955.38
<hr/>				
TOTAL OPERATING EXPENSES	P	5,714,681.15	48,371,884.09	41,638,288.98
COMPREHENSIVE INCOME	P	<u>(1,572,736.11)</u>	<u>2,606,316.28</u>	<u>6,283,400.24</u>
			(0.00)	-


 ROBELYN T. LADARAN
 DM-AFD


 FELIFA M. ASIS, MPA
 General Manager

Republic of the Philippines
BAYUGAN WATER DISTRICT
 CONDENSED STATEMENT OF FINANCIAL POSITION
 As of December 30, 2018

	Current	Year to Date	2017
ASSETS			
Current Assets			
Cash and Cash Equivalents	P (66,328.98)	6,300,670.24	5,682,388.68
Receivables	43,734.95	3,139,970.01	3,658,117.24
Inventories	485,496.20	5,638,471.91	4,674,847.80
Prepayments	-	9,790.31	18,666.87
Total Current Assets	P 462,902.17	15,088,902.47	14,034,020.59
Non-Current Assets			
Property, Plant and Equipment	P (352,011.96)	128,523,139.38	128,013,481.18
Intangible Assets	11,265.56	332,885.12	268,400.00
Other Assets	13,475.24	4,367,892.51	2,847,372.71
Total Non-Current Assets	P (327,271.16)	133,223,917.01	131,129,253.89
TOTAL ASSETS	P 135,631.01	148,312,819.48	145,163,274.48
LIABILITIES			
Current Liabilities			
Financial Liabilities(OP)	P 2,186,777.44	6,638,922.18	4,119,645.81
Inter-Agency Payables	(88,400.34)	391,285.11	429,997.17
Total Current Liabilities	P 2,098,377.10	7,030,207.29	4,549,642.98
Non-Current Liabilities			
Financial Liabilities (LOAN)	P (419,201.66)	96,346,224.31	98,582,100.63
Provision(TLB)	18,025.01	4,144,133.33	4,082,321.93
Total Non-Current Liabilities	P (401,176.65)	100,490,357.64	102,664,422.56
TOTAL LIABILITIES	P 1,697,200.45	107,520,564.93	107,214,065.54
EQUITY			
Government Equity	P -	26,536,571.78	26,536,571.78
Revenue/Income and Expense Summary	(1,572,736.11)	2,606,316.28	6,283,400.24
Retained Earnings/(Deficit)	11,166.67	11,649,366.49	5,129,236.92
TOTAL EQUITY	P (1,561,569.44)	40,792,254.55	37,949,208.94
TOTAL LIABILITIES AND EQUITY	P 135,631.01	148,312,819.48	145,163,274.48

0.00

Prepared by:

ROBELYN T. LADARAN
DM-AFD

Noted:

FELIPA M. ASIS,MPA
General Manager